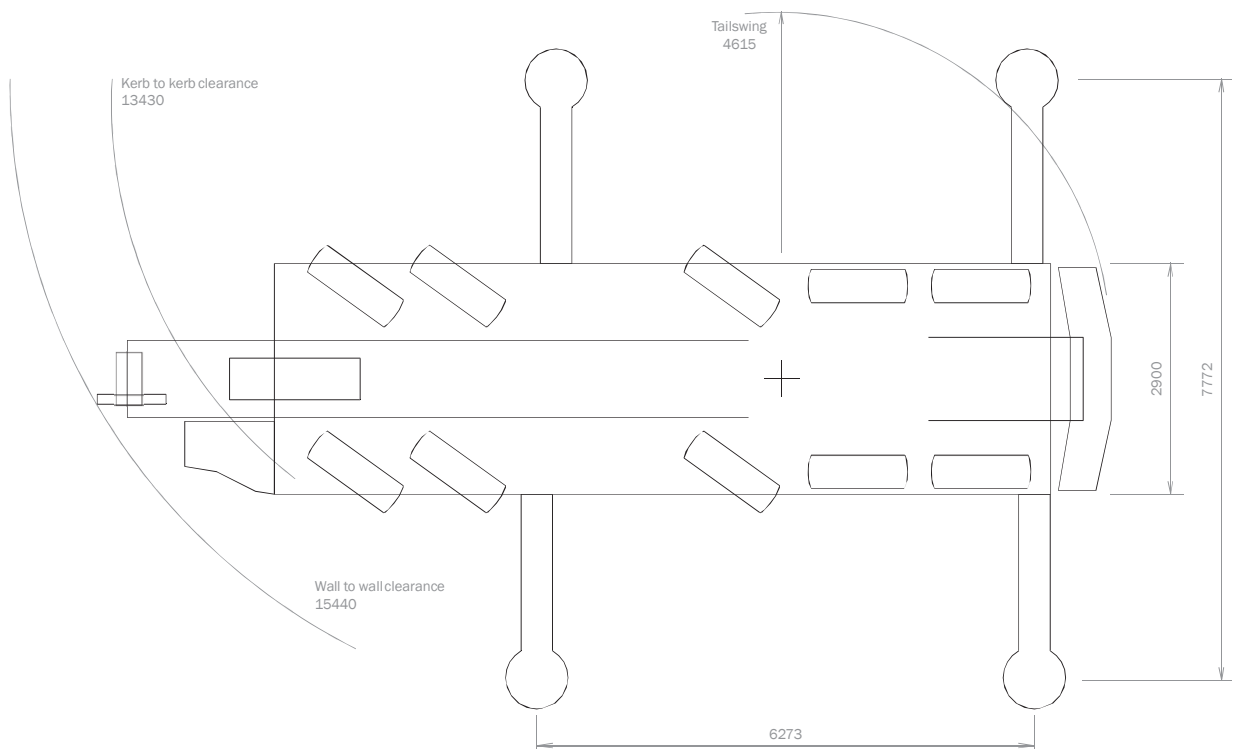





# GROVE TMS870E 80-TONNE

GROVE TMS870E 80-TONNE





# GROVE TMS870E 80-TONNE



11.0m - 34.6m



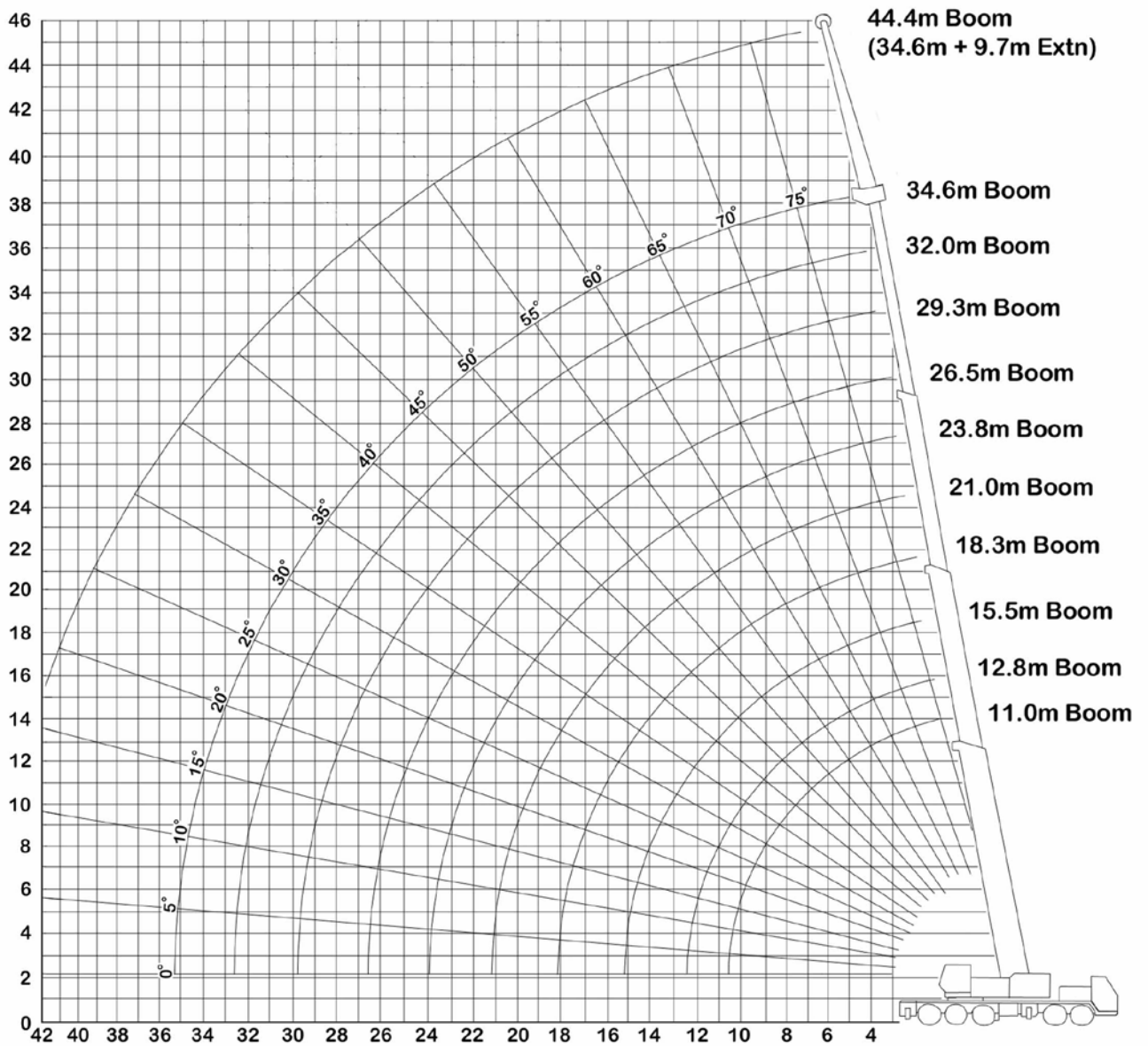
7.7 x 6.3m



360°



9.7





13.2m - 42.3m



8.4 x 8.7m



360°



23.0t



**MAIN BOOM + ext**

METERS	11.0	12.8	15.5	18.3	21.0	23.8	26.5	29.3	32.0	34.6	34.6 + 9.8 Extn
<b>3</b>	80.0	48.4	46.1	45.4	43.9						
<b>3.5</b>	68.1	48.4	46.1	44.3	40.8	38.4					
<b>4</b>	62.6	48.4	45.1	42.0	38.2	37.2					
<b>4.5</b>	57.6	48.4	43.5	38.9	36.2	35.4	29.3				
<b>5</b>	53.2	48.4	41.5	36.2	34.1	33.5	28.2				
<b>6</b>	45.7	45.6	36.0	32.3	29.6	29.4	25.2	23.5	22.0	17.6	
<b>7</b>	38.7	38.7	32.7	29.2	26.1	24.9	22.3	21.1	20.0	16.2	
<b>8</b>		33.5	30.0	25.6	23.6	21.5	19.8	19.1	18.0	14.9	10.2
<b>9</b>		28.9	27.7	23.4	21.5	19.6	18.0	17.6	16.3	13.9	9.7
<b>10</b>			25.3	21.6	19.1	18.0	16.4	15.9	14.8	12.9	8.8
<b>12</b>			18.8	18.7	16.3	15.2	13.6	13.3	12.4	11.3	7.3
<b>14</b>				14.3	14.2	13.2	12.2	11.3	10.6	10.1	6.5
<b>16</b>					11.2	11.2	10.6	9.9	9.3	9.0	5.9
<b>18</b>					9.0	9.0	9.0	8.7	8.1	7.8	5.2
<b>20</b>						7.1	7.1	7.1	7.1	6.8	4.6
<b>23</b>							5.1	5.1	5.1	5.1	3.9
<b>26</b>								3.7	3.7	3.7	3.4
<b>29</b>									2.7	2.7	3.0
<b>32</b>										1.9	2.6

# GROVE TMS870E 80-TONNE