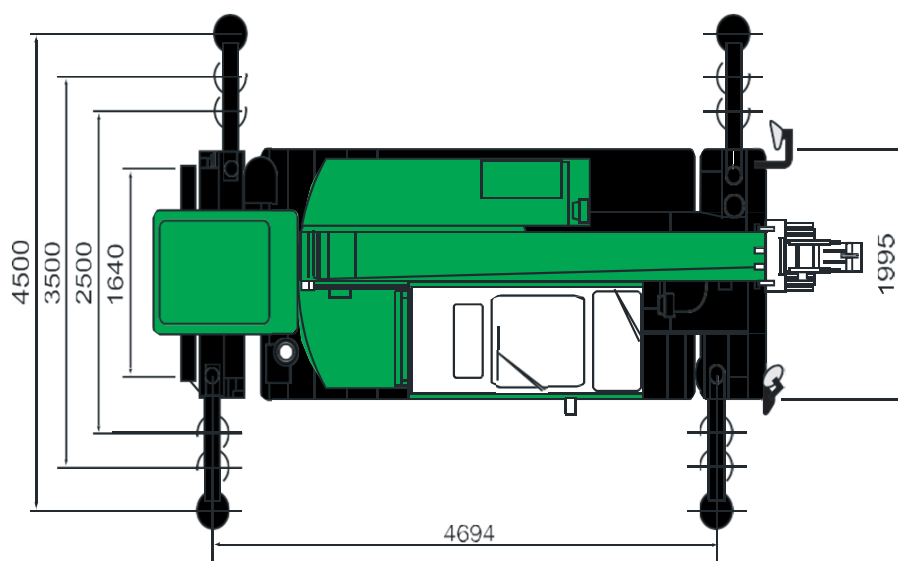
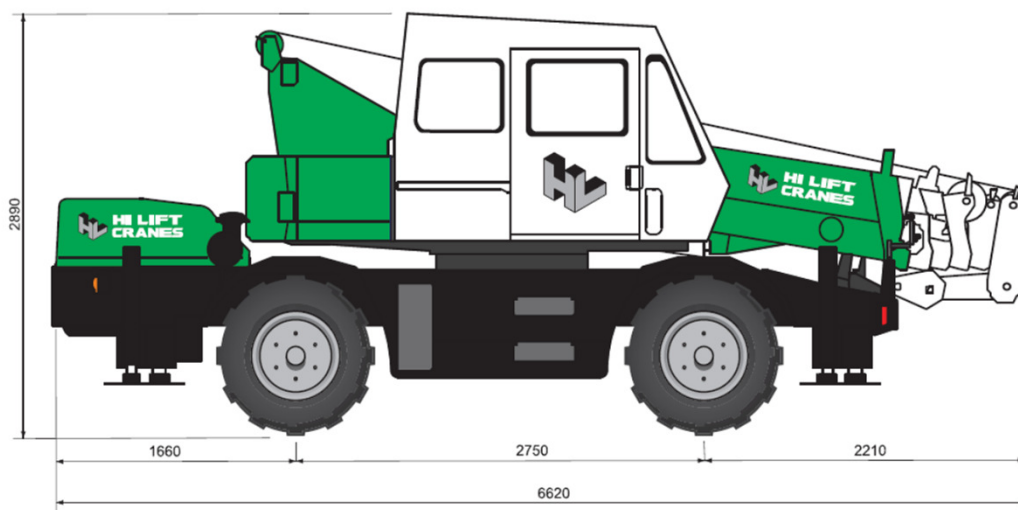




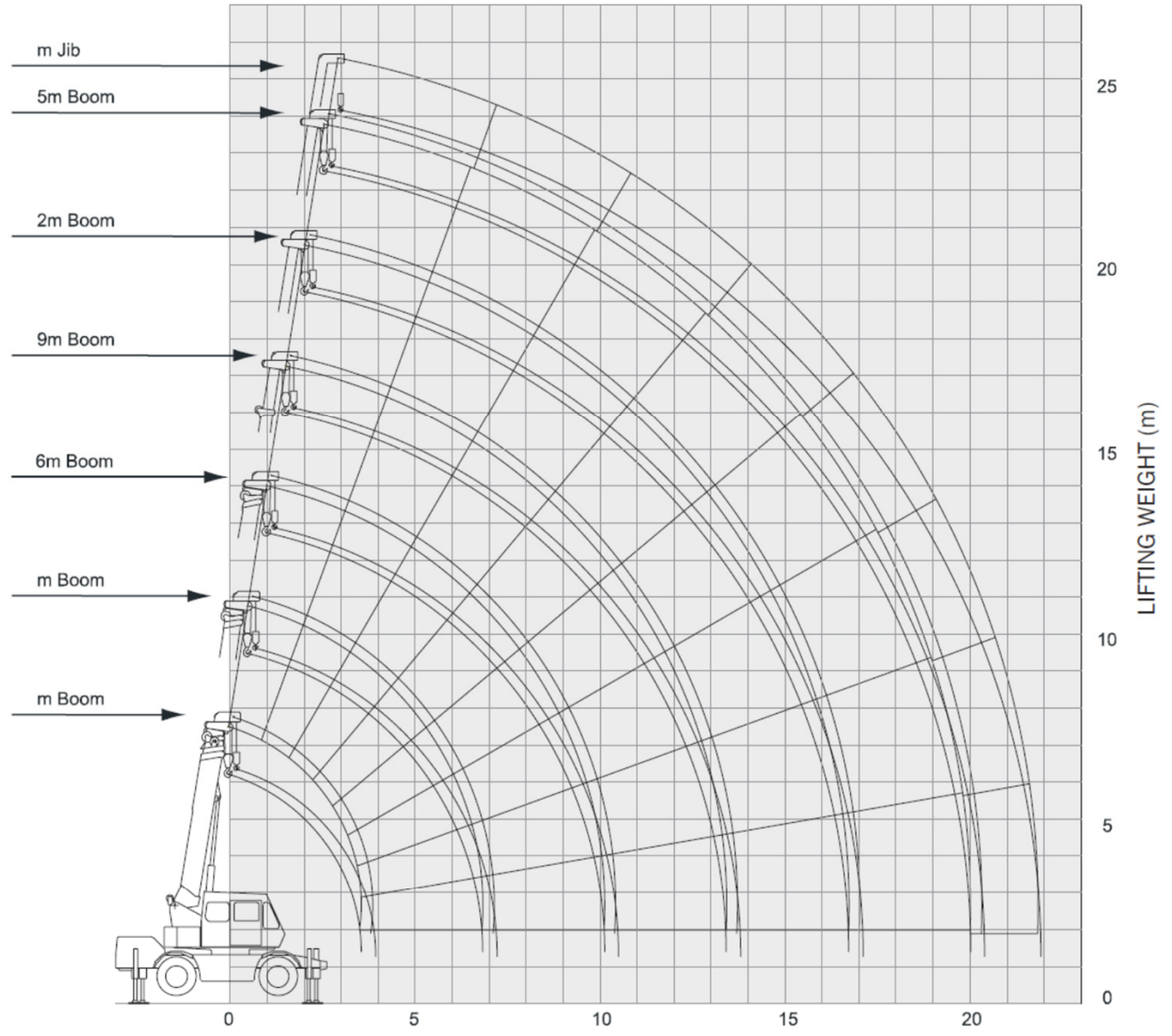
KATO KR10H 10-TONNE

KATO KR10H 10-TONNE





KATO KR10H 10-TONNE



OUTRIGGERS FULLY EXTENDED (4.5m)						
360° Full Range						
Work Radius (m)	Boom Length (m)					
	5.0	8.3	11.6	14.9	18.2	21.5
1.5	10.0	4.9	4.9			
2.0	10.0	4.9	4.9	4.0		
2.5	10.0	4.9	4.9	4.0	4.0	
3.0	8.0	4.9	4.9	4.0	4.0	2.0
3.5	6.1	4.9	4.9	4.0	4.0	2.0
3.9		4.9	4.9	4.0	3.6	2.0
4.2		4.9	4.5	4.0	3.4	2.0
4.5		4.55	4.2	3.75	3.2	2.0
5.0		4.05	3.8	3.4	2.9	2.0
5.5		3.7	3.45	3.05	2.65	2.0
6.0		3.35	3.15	2.8	2.47	2.0
6.5		3.05	2.9	2.55	2.3	1.9
7.0			2.65	2.35	2.15	1.8
8.0			2.25	2.0	1.9	1.6
9.0			1.77	1.75	1.65	1.4
10.0			1.37	1.53	1.45	1.23
11.0				1.33	1.28	1.1
12.0				1.15	1.13	1.0
13.0				0.82	1.0	0.9
14.0					0.78	0.8
15.0					0.63	0.72
16.0					0.53	0.65
17.0						0.57
18.0						0.50
19.0						0.35
20.0						0.28
Critical Boom Angle	-	-	-	-	-	-
Standard Hook	for 10 ton (hook weight: 75kg)					
Parts of Line	8	4				

