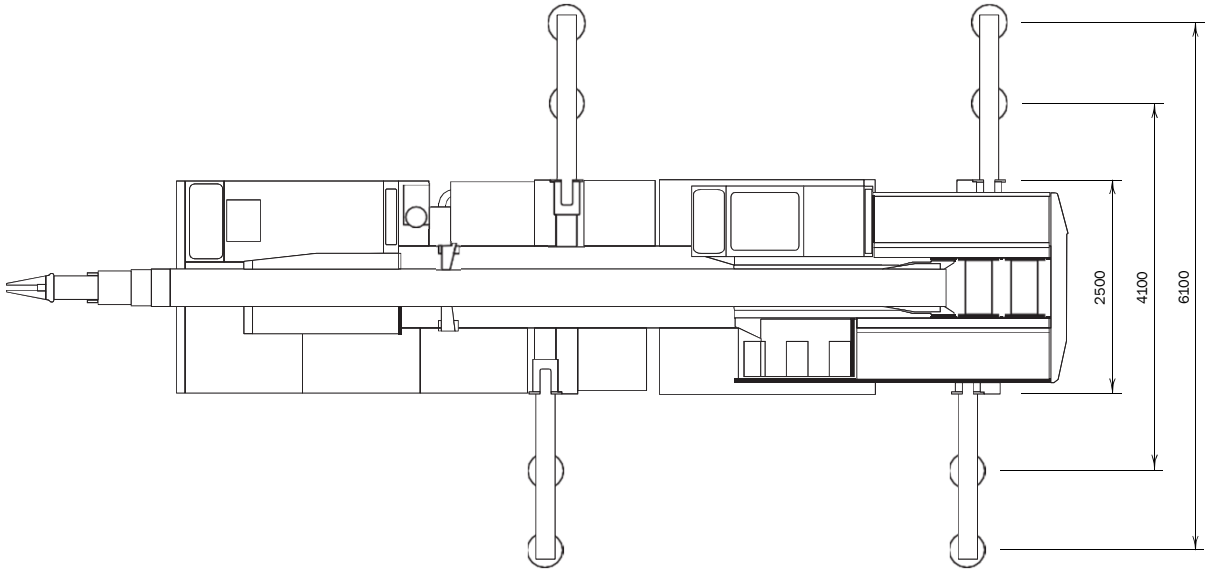
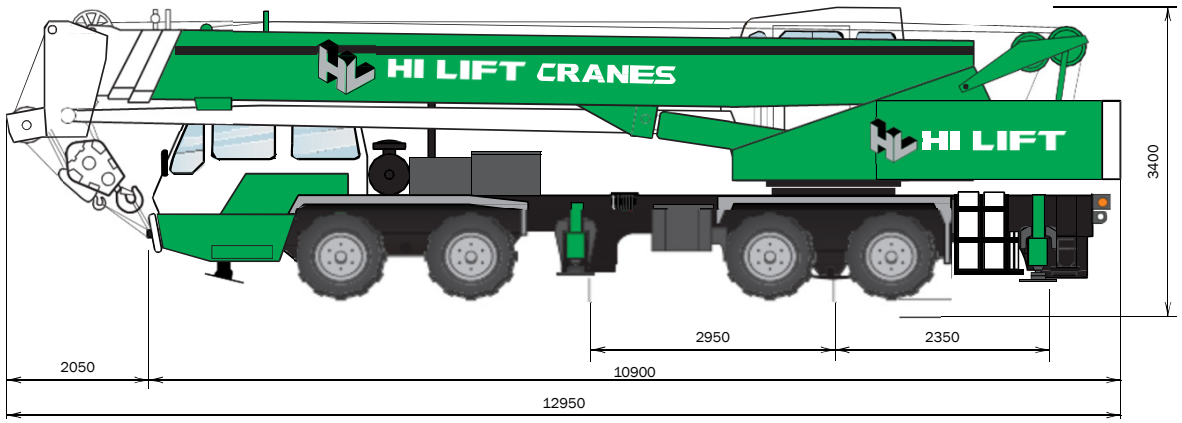




# KATO NK250V 30-TONNE

KATO NK250V 30-TONNE





# KATO NK250V 30-TONNE



10.5m - 33.0m




6.5 x 5.5m



360°



5° / 17° / 30° offset  
8.7 / 14.5m





10.5m - 33.0m



6.5 x 5.5m + Front Jack



360°

# KATO NK250V 30-TONNE

METERS	10.5	14.2	18.0	21.7	25.5	29.2	33.0
	<b>2.5</b>	25.0	20.0	16.0			
<b>3.0</b>	25.0	20.0	16.0				
<b>3.5</b>	25.0	20.0	16.0	12.0			
<b>4.0</b>	22.9	20.0	16.0	12.0	11.5		
<b>4.5</b>	21.0	20.0	16.0	12.0	11.5		
<b>5.0</b>	19.4	18.4	16.0	12.0	11.5	9.0	
<b>6.0</b>	16.2	15.3	13.7	12.0	11.5	9.0	
<b>7.0</b>	13.7	12.7	12.0	11.0	10.0	9.0	7.0
<b>8.0</b>	11.4	10.6	10.4	10.2	8.9	8.2	7.0
<b>8.8</b>	9.4	9.2	9.1	9.4	8.3	7.6	6.4
<b>9.0</b>		8.9	8.7	9.1	8.1	7.5	6.3
<b>10.0</b>		7.2	7.0	7.6	7.3	6.8	5.7
<b>12.0</b>		4.9	4.8	5.3	5.6	5.6	4.8
<b>12.5</b>		4.4	4.4	4.8	5.2	5.3	4.6
<b>13.0</b>			4.0	4.4	4.8	4.9	4.5
<b>14.0</b>			3.3	3.8	4.1	4.3	4.1
<b>16.0</b>			2.4	2.8	3.0	3.3	3.4
<b>16.3</b>			2.3	2.7	2.9	3.2	3.3
<b>18.0</b>				2.1	2.3	2.5	2.6
<b>20.0</b>				1.5	1.7	1.9	2.0
<b>22.0</b>					1.2	1.4	1.5
<b>23.8</b>					0.9	1.1	1.2
<b>26.0</b>						0.8	0.9
<b>27.5</b>						0.5	0.7
<b>29.0</b>							0.5
<b>31.3</b>							0.3

Rating Charts do not include Hook Weight or rigging.  
Main & Aux Hooks = 0.4 tonne